

Minude Track 48V Suspended 1.8

Overview

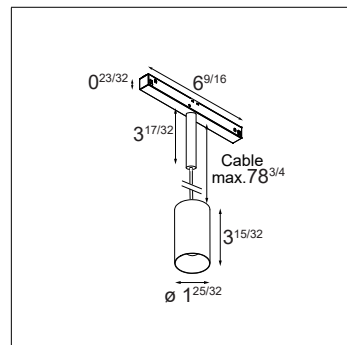


Our Pista track welcomes many of our designs to join it on its journey from room to room. The minimalistic tube of Minude Track 48V Suspended is an ideal match for Pista's slim look. So is its string of anodized colors. Click our suspended spot in the track and create lovely, intimate settings.

Minute Track 48V Suspended 1.8

Luminaire Specifications

- For use with Pista 48V track systems
- Aperture: 1.7"
- Body material: aluminum
- Body finish: chrome plating, powder coat, wet paint or anodisation
- Cast grey finish is slightly see-through and can still show natural color differences of the raw aluminum material
- Stem is always black when an anodised finish is used
- Cable diameter: 0.14"
- Cable color: black
- Cable length: 78.7" (can be field adjusted)
- Upon insertion, fixtures attach magnetically to the track
- Fixtures can be moved in the track by sliding
- Force to remove from track: 13.5lbs



Minute Track 48V Suspended 1.8 1x

Finish Information

Black Chrome (BLCR) Plating (Glossy)	Black Structure (BLS) Powder Coat (Matte)	White Structure (WHS) Powder Coat (Matte)	Cast Grey (CGMT) Wet Paint (Matte)	Black (BLBA) Anodised (Brushed)	Bronze (BRBA) Anodised (Brushed)	Champagne (CHBA) Anodised (Brushed)	Silver Bronze (SBBA) Anodised (Brushed)

Pista Track Compatibility

	Surface Track Suspended Track	Suspended Up / Down Track		Recessed Flanged Track	Recessed Trimless Track
		Up Portion	Down Portion		
Minute Track 48V Suspended 1.8 1x					

See separate track datasheets for track information and accessories

Ordering Information

MINUD-T48-SP-1.8-1X		-		M	-	DY	-		-		
MINUD-T48-SP-1.8-1X	Minude Track 48V Suspended 1.8	27	2700K	M	Medium (29°)	DY	Dry Location	0101	0-10V	BLCR	Black Chrome
		30	3000K					D	DALI	BLS	Black Structure
		35	3500K							WHS	White Structure
										CGMT	Cast Grey
										BLBA	Black Brushed
										BRBA	Bronze Brushed
										CHBA	Champagne Brushed
										SBBA	Silver Bronze Brushed

Minute Track 48V Suspended 1.8

Performance Specifications (per luminaire)

Fixed CCT (Medium)	
Weight	0.7lbs
Location	dry
CRI*	92, R9: 71
Lifetime	L80 B20 @ 50,000 hrs
UGR	see website

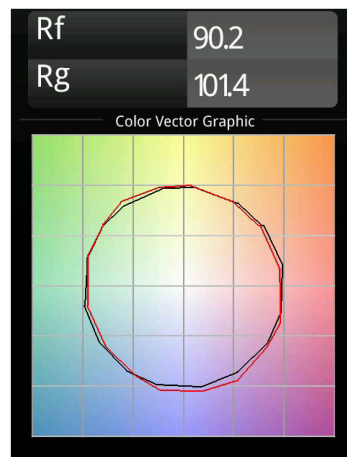
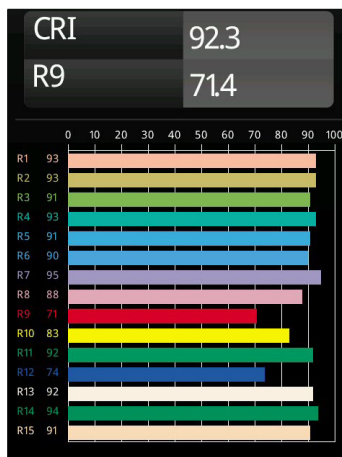
Electrical (typical)

Lamp Units	Dim Type	Input Voltage	Connected Load	Dim Level***
1x Fixed CCT (Medium)	0-10V	48VDC	11.0W	1%
1x Fixed CCT (Medium)	DALI**	48VDC	11.0W	1%

* CRI & TM-30 Value for 3000K

** Compatible with Casambi Wireless Pista Module. See track datasheets for more details

*** Consult the factory for dimmer compatibility



For photometric files see website or contact factory.

Output Specifications (per head)

Reference Delivered Lumens	CCT	Optics	Finish
610 (ref. 3000K, M, WHS)	2700K (0.98) 3000K (1.00) 3500K (1.06)	M (1.00)	BLCR (0.97) BLS (0.97) WHS (1.00) CGMT (1.07) BLBA (0.98) BRBA (0.99) CHBA (1.01) SBBA (1.00)

Multipliers are indicated between brackets: ()

Example calculation, to determine typical output for 2700K, Medium, Black Structure: 610 x (0.98) x (1.00) x (0.97) = 579 lumens

Listings and Certifications

- Classified: cULus
- Dry locations



Warranty

- Visit <https://www.supermodular.com/en-us/warranty>